
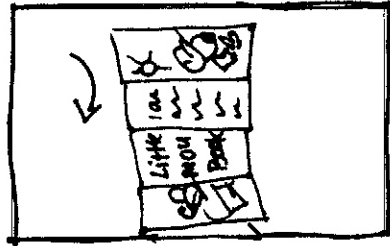


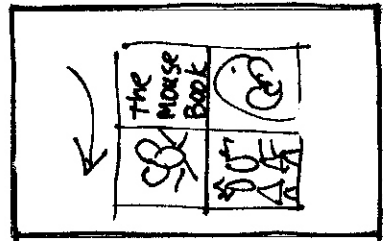
HOW TO MAKE A Little Book



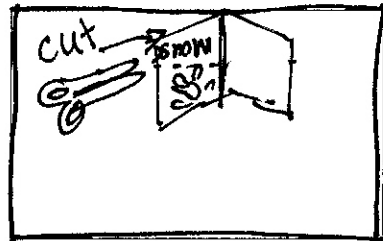
1. Fold paper in half lengthwise




2. Fold again in half 2 times and unfold



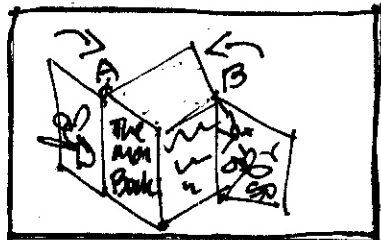
3. Fold in half widthwise




4. Cut along dotted line and unfold.




5. Open and turn lengthwise and open the middle.



6. Push points A and B together



7. Crease well and shape into booklet.



8. you did it!